



**District Report Card: 2017**


<b>State:</b> Maharashtra	<b>District:</b> Yavatmal
<b>Class:</b> 8	<b>Subject:</b> Mathematics
<b>Schools:</b> 51	<b>Students:</b> 1272


**Participation/Coverage**


**Students**

<b>GENDER</b> 	Boys		Girls	
	Number	%	Number	%
	628	49.37	644	50.63

<b>AREA</b> 	Rural		Urban	
	Number	%	Number	%
	702	55.19	570	44.81

<b>CATEGORY</b> 	SC		ST		OBC		GEN	
	Number	%	Number	%	Number	%	Number	%
	148	11.64	275	21.62	610	47.96	239	18.79

<b>CWSN</b> 	LD	VI	HI	S&LD	ID	Oth
	1	12	0	0	3	21

<b>Management</b> 	Government		Government-aided	
	Number	%	Number	%
	110	8.65	1162	91.35

**Average Performance of Students in Mathematics (%)**

Overall	Gender		Area		Management		Social Group			
	Male	Female	Rural	Urban	Govt.	Aided	SC	ST	OBC	GEN
34.19	33.82	34.54	36.65	31.16	35.76	34.04	33.78	36.63	34.34	31.24

## Performance on Learning Outcomes (LOs)

Learning Outcomes	Description	Average Performance(%)
M601	Solves problems involving large numbers by applying appropriate operations	28.66
M606	Solves problems on daily life situations involving addition and subtraction of fractions / decimals	33.23
M620	Finds out the perimeter and area of rectangular objects in the surroundings like floor of the class room, surfaces of a chalk box etc.	31.46
M621	Arranges given/collected information in the form of table, pictograph and bar graph and interprets them	34.17
M702	Interprets the division and multiplication of fractions	28.77
M705	Solves problems related to daily life situations involving rational numbers	30.19
M706	Uses exponential form of numbers to simplify problems involving multiplication and division of large numbers	28.41
M707	Adds/subtracts algebraic expressions	40.09
M710	Solves problems related to conversion of percentage to fraction and decimal and vice versa	22.92
M717	Finds out approximate area of closed shapes by using unit square grid/graph sheet	27.72
M719	Finds various representative values for simple data from her/his daily life contexts like mean, median and mode	45.52
M721	Interprets data using bar graph	45.05
M801	Generalizes properties of addition, subtraction, multiplication and division of rational numbers through patterns	33.59
M802	Finds rational numbers between two given rational numbers	31.55
M803	Proves divisibility rules of 2, 3, 4, 5, 6, 9 and 11	34.65
M804	Finds squares, cubes, square roots and cube roots of numbers using different methods	34.69
M808	Uses various algebraic identities in solving problems of daily life	40.35
M812	Verifies properties of parallelogram and establishes the relationship between them through reasoning	32.20
M818	Finds surface area and volume of cuboidal and cylindrical object	31.87
M819	Draws and interprets bar charts and pie charts	36.56

Range of Performance of Students who Answered Correctly							
Below 30%		30% - 50%		50% - 75%		Above 75%	
Number	%	Number	%	Number	%	Number	%
629	49.45	406	31.92	179	14.07	58	4.56

## Lowest Performing Learning Outcomes (LOs)

- 1 - Solves problems related to conversion of percentage to fraction and decimal and vice versa (22.92)
- 2 - Finds out approximate area of closed shapes by using unit square grid/graph sheet (27.72)
- 3 - Uses exponential form of numbers to simplify problems involving multiplication and division of large numbers (28.41)

4 - Solves problems involving large numbers by applying appropriate operations (28.66)

5 - Interprets the division and multiplication of fractions (28.77)